

# FISCAL YEAR 2024 Impact Report



<sup>the</sup> Montrose  
Center

**Transforming Lives.  
Building Community.**



# TABLE OF CONTENTS

<b>PG 03</b>	Letter from the CEO
<b>PG 04</b>	Montrose Center by the Numbers
<b>PG 06</b>	Our Programs and Services
<b>PG 08</b>	Our Supporters
<b>PG 10</b>	Financial Overview

## Our Mission

The Montrose Center empowers our community, primarily lesbian, gay, bisexual, transgender, and queer (LGBTQ+) individuals and their families, to live healthier, more fulfilling lives.

## Our Vision

We envision a healthier society marked by permanent, positive changes in attitudes and behaviors toward the LGBTQ+ communities, and the ability of all LGBTQ+ individuals to realize their fullest potential.

## Board of Directors

Gary Wood - President  
Jane Robinson - Vice-President  
Clark Caperton - Treasurer  
David Ramirez - At-Large  
Tina Burgos  
Karen Carlson  
Bryan Cotton  
Marvin Fuentes  
Paul Guillory  
Tara Kelly  
Jani Lopez  
Nancy Sims

## Endowment Board

Ralph J. Herring - President  
Michael Sirimaturros - Vice President  
Jason Doxey - Treasurer  
Jim Bailey  
Robert Cruz  
Ciro Flores  
Adriana Mendez  
Chris Robertson  
Horacio Rodriguez

## Honorary Board

Marion E. Coleman  
Debra Danburg  
Sue Lovell  
Annise Parker

# LETTER FROM THE CHIEF EXECUTIVE OFFICER



## Montrose Center Executive Leadership

### **Avery Belyeu**

Chief Executive Officer

### **Will Batts**

Chief Operations Officer

### **Kyle Leisher**

Chief Behavioral Health Officer

### **Kelly Nicholls**

Chief Development Officer

### **Jaymie Mielke Quiroz**

Chief Programs Officer

Dear Friends and Supporters,

When I joined the Montrose Center as CEO in February this past year, I thought I understood what we did. The reality has far exceeded my expectations; we do so much more than I ever imagined.

This past fiscal year we have achieved remarkable success. The Center served more than 55,000 individuals through our programs and services for LGBTQ+ Houstonians from ages 7 to 97. When Hurricane Beryl hit Houston, we immediately mobilized to provide more than \$100,000 in direct financial assistance to hundreds of our LGBTQ+ neighbors in need. Our innovative TransWellness program launched this year to provide individualized support to transgender and non-binary community members, addressing healthcare navigation, mental health, and practical needs.

Our cornerstone behavioral health programs and counseling services continue to thrive, with our nearly two dozen therapists providing treatment to community members regardless of ability to pay. This year, we completed a five-year program embedding sexual health in recovery methodologies throughout our counseling services, ensuring truly comprehensive care for our clients. Our youth services helped 834 young people across our continuum of care, while our senior services provided more than 30,000 meals through our Diner program at the Law Harrington Senior Living Center.

I'm particularly proud of our incredible staff whose dedication and compassion are the true reasons for our success. Behind every program and service is a team of committed professionals who come to work each day with one goal: to improve the lives of those we serve.

The greatest joy in my work so far has been learning how much the Center means to our community members. Your stories fuel our commitment to excellence and innovation in service delivery. To our supporters, thank you for your continued investment in our work. There is no us without you.

With gratitude and hope,

*Avery Belyeu*

Chief Executive Officer

# FISCAL YEAR 2024 BY THE NUMBERS

**6,025**

*Direct Clients Served*

**800**

*Volunteers*

**38,550**

*Visitors to the Community Center*

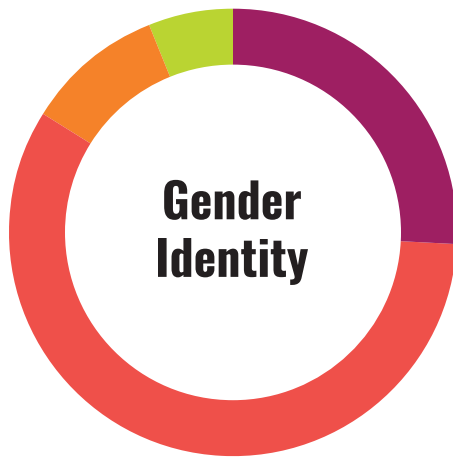
**55,218**

*Impacted by Community Center,  
Education, and Outreach*

**853**

*Calls to our 24/7 LGBTQ+ Switch-  
board*

## Demographics



**26%** *Cis-Female*

**58%** *Cis-Male*

**10%** *Transgender (all)*

**06%** *Non-Binary / Other*



**01%** *AAPI*

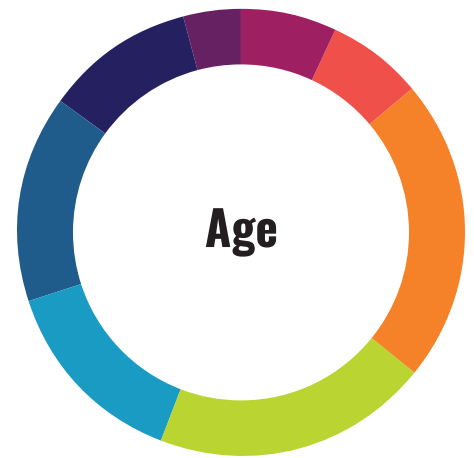
**34%** *Black/African American*

**01%** *Indigenous American*

**24%** *Latinx/Hispanic*

**25%** *White (Non-Hispanic)*

**15%** *Other/Undisclosed*



**07%** *Ages >18*

**07%** *Ages 19 - 24*

**22%** *Ages 25 - 34*

**20%** *Ages 35 - 44*

**14%** *Ages 45 - 54*

**15%** *Ages 55 - 64*

**11%** *Ages 65 - 74*

**04%** *Ages >75*

## Sexual Orientation

**25%**

*Identify as Cisgender,  
Heterosexual*

**75%**

*Identify as LGBTQ+*

## Insurance (Clinical Programs)

**62%**

*Clients who are Uninsured*

**38%**

*Clients who are Insured*

## Income (Clinical Programs)

**40%**

*Income under \$5K/year*

**46%**

*Income between \$5 - 50K / year*

**14%**

*Income over \$50K/year*

*\*Fiscal Year 2024 | September 1, 2023 – August 31, 2024*

# OUR PROGRAMS AND SERVICES

## Substance Use Recovery

**79%**

*Clients earning less than \$50K/year*

**63%**

*Clients identifying as Asian, Black, Indigenous, Latinx, or another underrepresented group*

**84%**

*Clients identifying as LGBTQ+*

The Center's substance use recovery programs meet clients where they are through multiple formats: intensive outpatient treatment, supportive outpatient care, individualized coaching, community outreach, and daily affirmation messages to over 200 community members. In FY24, we directly served 63 clients in our intensive and supportive outpatient programs and reached hundreds more through outreach initiatives. We also completed a five-year project integrating sexual health into treatment, ensuring our team is equipped to support individuals at the intersection of substance use and sexual fulfillment.

## Mental Health Counseling

The Montrose Center employs nearly two dozen licensed therapists and clinical interns who work across our programs to provide LGBTQ-affirming counseling and support. In FY24, 523 clients were served in our general counseling program with hundreds more receiving therapy in our specialized anti-violence, HIV care, and senior programs.

**81%**

*Clients who made less than \$50,000/year*

**64%**

*Uninsured clients who received assistance in paying for treatment*

**63%**

*Clients identifying as Asian, Black, Indigenous, Latinx, or another underrepresented group*

**83%**

*Clients identifying as LGBTQ+*

## Anti-Violence and Survivor Services (AVP)

**95%**

*Clients earning less than \$50K/year*

**75%**

*Clients identifying as Asian, Black, Indigenous, Latinx, or another underrepresented group*

**98%**

*Clients identifying as LGBTQ+*

The Center is one of the few organizations in Texas providing comprehensive support for LGBTQ+ survivors of intimate partner violence, abuse, and sexual assault. We offer survivors access to counseling, advocacy, basic needs assistance, and emergency shelter through our LGBTQ-affirming team. In FY24, our Anti-Violence Program served 169 clients and responded to 853 calls on our 24/7 crisis support line.

# OUR PROGRAMS AND SERVICES (CONTINUED)

## HIV Care and STI Prevention

**74%**

*Clients identifying as Asian, Black, Indigenous, Latinx, or another underrepresented group*

**82%**

*Clients identifying as LGBTQ+*

Our HIV care program exemplifies our commitment to providing a continuum of care for clients. We deliver comprehensive services from STI testing and prevention resources to immediate counseling and services for those newly diagnosed with HIV. We help everyone living with HIV address barriers to maintaining their health regimen, ensuring they remain healthy, undetectable, and receive the support they deserve. In FY24, we tested 544 individuals for HIV, Hepatitis C, and Syphilis, and provided direct care to more than 2,000 individuals living with HIV across our continuum of care.

## TransWellness

Our Transgender Wellness Services program streamlines support for people of the transgender and non-binary experience. Launched this year, this initiative takes a whole-person approach by providing integrated mental health care, healthcare navigation, and insurance enrollment assistance, and connects them to our many other programs and services. More than 12% of our clients identify as transgender or non-binary.

## Youth Services

**73%**

*Youth in our three Hatch groups who identify as transgender or nonbinary*

**98%**

*Youth identifying as LGBTQ+*

Our youth services provide LGBTQ+ youth and young adults between the ages 7-24 with drop-in support groups (Hatch, Hatch Jr., and Hatched Out), on-campus school support, housing support and events like the annual Queer Youth Prom. This year, we launched Hatched Out to provide age-appropriate support and connection to young adults graduating from high school through the age of 24. Our housing program addresses youth homelessness through case management, guiding young people toward independence. In total, we served 834 youth in FY24 across our programs and services with 249 in our three different Hatch drop-in groups.



## Senior Services & the Law Harrington Senior Living Center

# 72%

*Seniors in our diner program identifying as Asian, Black, Indigenous, Latinx, or another underrepresented group*

The Center's senior services provides counseling, case management, activities, and support groups at no out-of-pocket cost. The Law Harrington Senior Living Center houses 115 residents in one of the nation's largest LGBTQ-affirming senior housing communities. We served 946 seniors across our programming and services while providing more than 30,000 free meals through our diner program. Our initiatives focus on improving financial stability, healthcare access, and basic needs while fostering community where LGBTQ+ seniors feel valued.

## Community Center

# 38,055

*Visitors*

# \$54,905

*Amount of donated meeting space to LGBTQ+ community groups & peer support groups*

# 1,801

*Events*

As Houston's LGBTQ center, we provide affordable meeting and event space for community gatherings, support groups, and celebrations. We offer workforce development programs and meals for those facing food insecurity. The center serves as a safe haven where leaders organize for change, individuals find peer support, families commemorate milestones, and community groups connect, strengthening LGBTQ+ Houston through shared space and resources.

# OUR SUPPORTERS AND SPECIAL EVENTS

## Special Events

**October 6**

### Out for Good

\$325,000 raised for the Center at this annual Gala

**April 13**

### Empowering our Future

\$220,000 raised for the Center and its Youth Services at this annual Gala

**March 14**

### Bringin' in the Green

This 32nd Annual Event, hosted by Chris Robertson, raised \$80,000 for the Center

**March 17**

### Poppy's Run for Life

This Annual Event, organized by Race Founder and Director Caryn Honig, raised \$35,000 on behalf of the Center

**June 23**

### Pride Brunch

This event, organized by Robert Wallace, raised \$72,000 for the Center

## Montrose Society Members

### President's Club

Paul Brockman & Scott Greenwood  
Bob Burress & Tom Seymour  
Caleb Burson & Timothy Gug  
Rob Caballero  
Charles Caliva & Kim Gustavsson  
Sash Cavin & Ai Tran  
Brian Dupnick  
Jonas Figueroa  
Edward Finger  
Brad & Jen Gouge  
Paul & Leon Guillory

Douglas B. Harris  
Ed Holmstrom  
Richard Jiménez & Adán Medrano  
Robert Manware & Ben Enghardt  
Chris Robertson  
Corey S. Scranton  
Jim Spears  
James Taylor  
Deasa Turner  
Richard Werner & Tony Bravo  
Gary Wood & Bryant Johnson-Wood

### Visionary Leaders

Joe Ahern & Keith Hebert  
David Arnold & Karma Burford  
Jeff Bishop  
Cas Bridge & Genevieve Graham  
Clark Caperton  
Karen & Bunny Carlson  
Chris Delphin  
Richard Dickson  
Mike Freeman  
BJ Gill & Robby Guthart  
Raed Gonzalez  
Mehdi Keddache & Adam Slone

Marsha Lee & Janice Lee-Parks  
Jani Lopez  
Jumper Maybach & David Sanford  
David Moore  
David Ramirez  
Francesca Robison  
Jane & Alex Robinson  
Matthew Schroeder  
Nancy Sims  
Edward & Janet Stones  
Jason & Julia Wang

## The Montrose Society


The Montrose Society represents our Center's most dedicated champions, making significant annual contributions that advance our mission of improving the health and wellbeing of LGBTQ+ Houston. Their generous support enables our vital work, and we are profoundly grateful for their partnership in creating a stronger, healthier community.

### Ways to Give

Make a donation online at  
[montrosecenter.org/give](http://montrosecenter.org/give)

Become a monthly supporter, or join  
the Montrose Society

Include us in your estate planning





# Montrose Society Members (Continued)

## Leadership Circle

Ryan Balazs & Derek Meadows  
 Bobby Banay & Jeff Winans  
 Brandon Billingsley  
 Tina Burgos & Lisa Waskom  
 Charles L. Canfield  
 Joe Carroll & Tim Crooks  
 John Choate  
 D. Scott Cooper & Conrad Hamric  
 Bryan & Joan Cotton  
 Alma Del Toro & Clint Ford  
 Glenn & Justin Dickson  
 Steven W. Evans  
 Alex Foulkes Grafton  
 Marvin Fuentes & Juan Lerma

Matthew Horsfield & Michael R. Kauth  
 Justin & Michael Huebener  
 Alan Hurwitz  
 Jerald Hyché  
 Peggy & Hugh Idstein  
 Katy Jones  
 Tara M. Kelly & Rhonda Sigman  
 Jeff Krug  
 Jeremy Leblanc  
 Jeffrey Lorenson  
 Stephen Love  
 John & Shiva McMahon  
 Jamila & Kwabena Mensah  
 Nathan Montgomery & Andrew Pachan

Jonathan Netek & Dan Osle  
 Peter Nguyen  
 Tim Ong  
 Dean Putterman  
 Scott Repass  
 Barbara Rogers & Judith Tompkins  
 Shell Roth  
 Todd Shell & Rock Edwards  
 Tony Shelton & Ross Smith  
 Michael Sirimaturios  
 Doug & Happy Smith  
 Frances & Susan Smith-Snyder  
 Huzefa Tayabali & Douglas Wilson

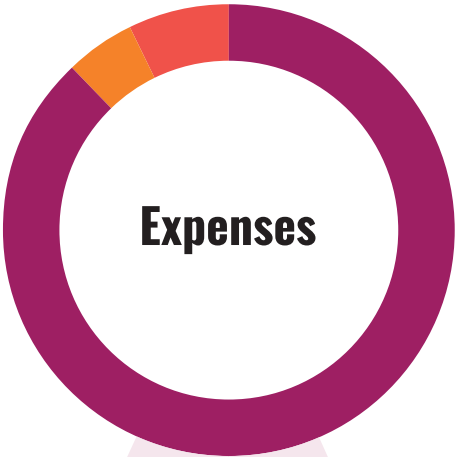
## Members

Jonathan Allen  
 Phil Alvarado & Steven Braunagel  
 Tom Anderson  
 Ryan Balbas & David Sisler  
 James Barrett & Billy Stevens  
 Dale Bilhartz II  
 Darnell Bortz  
 Leslie K. Bourne  
 Mark Boyd  
 Jeremy Brinster  
 Anne Rain Brown  
 Bill Bulcher & Rob Schmerler  
 Justin Bustamante & Rob Alston  
 Kathy Butler  
 Mario Castillo & Joel Rottier  
 Christina Charles  
 Wes Clanton & Sergio Velasquez-Rose  
 Kevin Clark  
 Marion E. Coleman & Trudy E. Denny  
 James Conklin & Matt Estey  
 Jerry Conry & Franki Navarro  
 Ken Council  
 Steven Cowart  
 Elaine Decanio  
 Debra Denny & Shelley Kennedy  
 Eddie Domingue & Rudy Villarreal  
 Alex Dubois & Jamie Shamburger

Lisa Elliott  
 Christopher Ewers  
 Fermeen Fazal  
 Ed Fink  
 Christopher Foyt  
 Shannon Frederick  
 Tom Fricke  
 Council Member Robert Gallegos  
 Augustin Gallion  
 Anna Garret  
 Gary Giddings & Carl Han  
 Jeffrey Gilbert  
 Kaye & Marcus Gohlke  
 Kathy Hubbard & Annise Parker  
 Charlie Huynh & Kennedy Loftin  
 Paul Iademarco & Aaron Masterson  
 William Isbell  
 Mark & Shae Jacobs  
 David Johnson  
 Raymond Juarez  
 Heath LaPray & Travis Torrence  
 Napoleon Lovero  
 Benjamin Manthey  
 Rachel Mayberry  
 Andrew J. McCleary & Robert J. Wallace  
 Valerie McNairy  
 Tami Moschioni

Kimberly Moss-French  
 Dustin Meuth  
 John Nolan & Jorge Olivares  
 Meg O'Neill  
 Michael Ou  
 Michael Piana  
 Danny Pleason & Kip Schexnaydre  
 Riaz Pooran & Hunter Hebert  
 Bryan Rutkowski & Joshua Schroeder  
 Naomi W. Scales & Marilyn J. Jordan  
 Jesane Rahman  
 Alexander Rea  
 Andres Rivera-Vasquez  
 Angel Rua  
 Dustin Ruffatto  
 M. Sandra Scurria MD  
 Jerry W. Simoneaux Jr.  
 Carl Sloan  
 George Spriggs  
 John Stockman  
 Renee Tappe  
 Gary Walker  
 Amy Waterman  
 Harper Watters  
 David Webb  
 Carol & Sallie Wyatt-Woodell

# FY 2024 FINANCIAL AUDIT: REVENUE AND EXPENSES



<b>88%</b>	<i>Program Expenses</i>	<b>\$9,742,133.00</b>
<b>05%</b>	<i>Management &amp; General</i>	<b>\$575,902.00</b>
<b>07%</b>	<i>Fundraising</i>	<b>\$771,552.00</b>
	<b>Total Expenses</b>	<b>\$11,089,587.00</b>



<b>55%</b>	<i>Case Management*</i>	<b>\$5,330,412.00</b>
<b>12%</b>	<i>Substance Use Recovery</i>	<b>\$1,219,391.00</b>
<b>11%</b>	<i>Mental Health Counseling</i>	<b>\$1,096,461.00</b>
<b>08%</b>	<i>Anti-Violence Program</i>	<b>\$807,474.00</b>
<b>05%</b>	<i>Youth Services</i>	<b>\$449,677.00</b>
<b>04%</b>	<i>Community Center</i>	<b>\$355,839.00</b>
<b>03%</b>	<i>HIV Services</i>	<b>\$312,303.00</b>
<b>02%</b>	<i>Senior Services</i>	<b>\$170,576.00</b>
	<b>Program Expenses</b>	<b>\$9,742,133.00</b>

*\*Case Management expenses are consolidated for audit reporting and organizational clarity but are allocated across individual programs.*







the  
**Montrose**  
Center

**[www.montrosecenter.org](http://www.montrosecenter.org)**

Empowering LGBTQ+ Houston Since 1978  
401 Branard St. Houston, TX 77006