




the  
Montrose  
Center

# FY 2023 ANNUAL REPORT

Celebrating 45 years of  
empowering LGBTQ Houston



# Contents



- 2 Mission + Vision
- 3 Letter from the Board of Directors
- 4 Client Demographics
- 6 Program Statistics
- 12 Board of Directors
- 14 Financials



# Mission + Vision

## Mission

The Montrose Center empowers our community—primarily lesbian, gay, bisexual, transgender, and queer (LGBTQ) individuals and their families—to live healthier, more fulfilling lives.

## Vision

We envision a healthier society marked by permanent, positive changes in attitudes and behaviors toward the LGBTQ community, and the ability of all LGBTQ individuals to realize their fullest potential.





# From the Board of Directors

Dear Friends,

**Thank you** for your generous support of the Montrose Center! As we commemorate our 45th year of empowering LGBTQ Houston, we want to express **our heartfelt and sincerest gratitude for your continuous contributions** to our mission. Whether as a donor, volunteer, sponsor, or partner, your generosity enables us to maintain and expand **life-saving mental, behavioral, and social services** for members of Houston's LGBTQ community.



At the Montrose Center, we are committed to meeting our community's evolving needs, and we are excited to share a few highlights of this year's accomplishments. We saw a significant increase in the number of clients in our core services, providing behavioral health and additional support to **more than 6,578 individuals**. Thanks to title sponsor H-E-B, and the generosity of our community, we expanded our hunger relief efforts and **provided more than 40,000 meals to those in need**. With an increased need for our LGBTQ youth housing services, we launched **outreach, employment, and diversion programs** to increase access to emergency housing, community resources, and workforce development. In total, **more than 400 youth** have benefited from our youth housing programs since the program began in 2017.

For the 114 seniors who make their home in the **Law Harrington Senior Living Center**, the nation's largest **LGBTQ-affirming senior living center**, we are excited to expand social opportunities and improve the financial stability, health care, and basic needs of our residents.

Thank you again! **There is no us without you**. Your support over the course of our 45 year history is what makes these accomplishments possible. As a result, the Montrose Center has flourished into one of the nation's largest and most comprehensive LGBTQ-affirming centers.

We cannot express enough how grateful we are.

Sincerely,

--

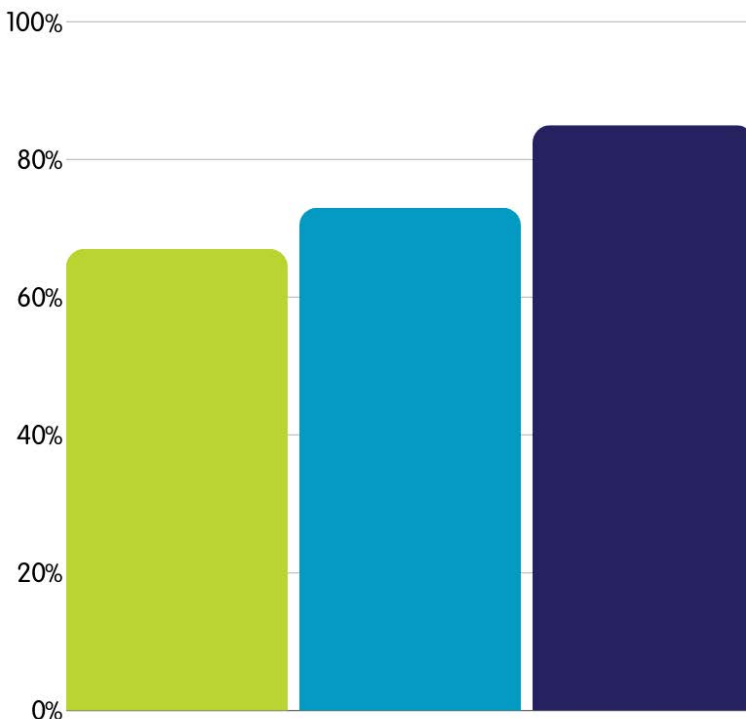
**Board of Directors  
the Montrose Center**



# Client Demographics

The Montrose Center serves over 50,000 clients every year through a variety of programs and services. Here's what our clients looked like this past year:

## Key Demographics



**People of Color - 67%**

**Uninsured - 73%**

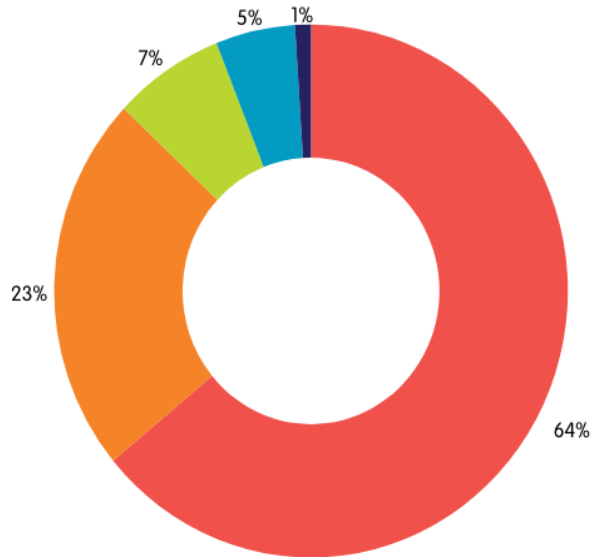
**Income < \$50,000 - 85%**



# Empowering LGBTQ Houston

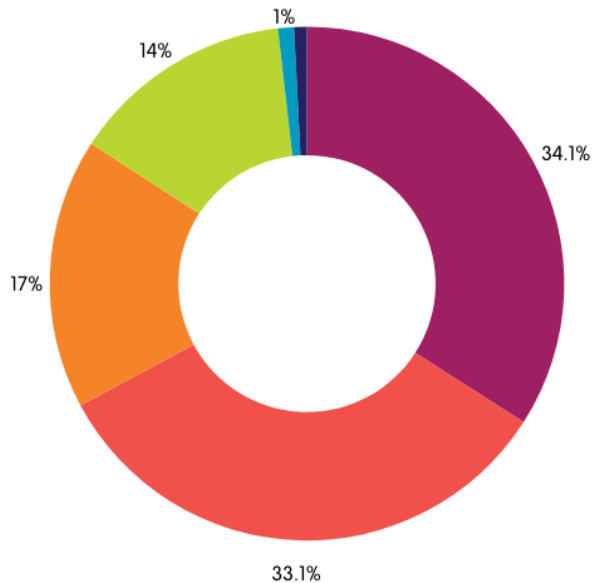
## Gender Identity

**Male - 64%**  
**Female - 23%**  
**Transgender - 7%**  
**Genderqueer/  
Nonbinary - 5%**  
**Other - 1%**



## Race/Ethnicity

**Black - 34%**  
**White - 33%**  
**Latinx - 17%**  
**Mixed/Other - 14%**  
**Asian - 1%**  
**Native American - 0.8%**



# Seniors



**27,033**

free meals provided to  
LGBTQ seniors



**514**

seniors served through  
counseling and case  
management



**114**

residents in LGBTQ-  
affirming housing at  
Law Harrington

LGBTQ seniors are more than twice as likely to live alone, and more than half of our seniors live on less than \$1,250 a month. We are committed to ensuring that our community's seniors are offered every opportunity to stay healthy, connected, and active in their retirement.

Counseling, case management, activities, peer and grief support groups, and meals are all available at no out-of-pocket cost to participants.





# Youth



**577**

youth served through  
Hatch Youth services



**79%**

of youth identify as  
transgender or nonbinary



**400**

youth received housing  
and employment services



Hatch Youth provides safe, affirming opportunities for LGBTQ youth, ages 13-20, to socialize, make new friends, and engage in educational and creative activities through drop-in support groups, on-campus school support, and annual celebrations like June's LGBTQIA Youth Prom. Hatch Jr. provides support to LGBTQ youth, ages 7-12, and their families.

Thanks to our new diversion program, this year more than 200 youth will be supported by case management staff in their transition from facing homelessness to living with independence and stability, with staff providing guidance and support to help them enter adulthood with independence and success.



# Gender-Affirming Services



**543**

women participating in  
LHI workshops



**\$16,625**

provided in H-E-B  
supplemental food cards



**11**

monthly elderly care  
giving trainings



Officially launched this year, our new Transgender Wellness Services program will streamline and strengthen the services we provide for people of Transgender and nonbinary experience.

The initiative will support the whole person, providing integrated mental and behavioral health care, comprehensive health care navigation, health care enrollment support, and more to our clients of trans, nonbinary, and gender-expansive experiences.



# Mental & Behavioral Health



COUNSELING

**864**

clients received  
individual counseling



**183**

violence survivors  
received support



**81**


clients served in  
substance use recovery

Everyone deserves a safe place to explore behavioral and emotional issues, problems, and conditions without the fear of encountering prejudice, ignorance, homophobia, transphobia, or heterosexism.

We focus on integrated and trauma-informed care, offering a whole health approach to wellness and recovery and emphasizing screening and preventative care at affordable rates. In addition to traditional counseling, we are proud to offer a specialized substance use recovery program.



# HIV Services



327

tests for HIV & STIs



5,414

outreach field  
conversations



248

clients received  
emergency financial  
assistance



We incorporate HIV prevention education throughout all our counseling and support services, as well as host educational events and community forums addressing a wide range of HIV-related topics. In addition, outreach workers empower those engaged in high-risk behavior to make healthier decisions, and educators provide thousands with knowledge about the disease and how to reduce risk of infection.

People living with HIV work with experienced clinical and medical case managers who provide access to a variety of services, including on-site primary medical care, crisis intervention, long-term planning, housing and job assistance, and much more.

# Community Center



35,199

visitors to our  
community center



1,411

community events and  
meetings held



\$48,905

donated in conference  
center space

As Houston's LGBTQ center, we are here to provide quality, affordable meeting and event space in our community center. Leaders gather to organize for change. Those who are seeking solace find it in peer support groups. Families commemorate milestones. Community groups hold meetings, fundraisers, and celebrations.

We also run workforce development programs and provide meals to those facing food insecurity. We are proud to be a safe, welcoming space where the community connects and grows together.





# BOA

## **BOARD OF DIRECTORS**

Tara M. Kelly, President

Gary Wood, CPC, CTS, Vice President

Mark Jacobs, MBA, Treasurer

Paul W. Guillory, Secretary

Tina Burgos, At Large

Clark Caperton, MPA

Bryan Cotton

Christopher Delphin, JD

Jani Lopez

David Ramirez

Jane Robinson, JD

Nancy Sims, MLA



# ARD

## **PERMANENT ENDOWMENT BOARD**

Ralph J. Herring, OD, MHA, President

Michael Sirimaturos, PharmD, BCNSP, Vice President

Jason Doxey, Treasurer

Jim Bailey

George Grant

Adriana Mendez, CPA

Chris Robertson

Horacio Rodriguez

## **HONORARY BOARD**

Marion E. Coleman

Debra Danburg

Sue Lovell

Annise Parker



# 2022-23

## FINANCIAL STATEMENTS

### Revenue

Government Contracts	\$	6,944,114
Donations	\$	1,062,445
Client/Participant Fees	\$	565,143
United Way of Greater Houston	\$	537,947
Special Events (Net)	\$	403,147
Foundation Grants	\$	317,293
Other Income (Inc. Rental)	\$	133,540

---

<b>TOTAL REVENUE</b>	<b>\$</b>	<b>9,963,639</b>
----------------------	-----------	------------------



## Expenses

Personnel	\$ 4,727,203
Direct Client Assistance	\$ 2,288,095
Occupancy	\$ 567,048
Professional & Contract	\$ 460,623
Fringe Benefits	\$ 392,888
Payroll Taxes	\$ 355,283
Donated Goods & Services	\$ 207,033
Special Events	\$ 143,452
Supplies	\$ 68,762
Local Travel	\$ 49,737
Telecommunication	\$ 38,713
Licenses & Permits	\$ 31,240
Depreciation	\$ 26,082
Bad Debt Expense	\$ 23,051
Bank Transaction Fees	\$ 22,791
Printing	\$ 11,503
Equipment Lease	\$ 11,147
Professional Development	\$ 7,849
Postage	\$ 3,951
Other	\$ 120,478

<b>TOTAL EXPENSES</b>	<b>\$ 9,556,930</b>
-----------------------	---------------------

# 2022-23

## FINANCIAL STATEMENTS





[www.montrosecenter.org](http://www.montrosecenter.org)  
401 Branard St., Houston, TX 77006